



Ergonomic and comfortable to use
- all day, every day

ECLIPSE Ci-L plus

Upright Microscope



Shedding New Light
On **MICROSCOPY**

Ergonomic and comfortable to use - all day, every day

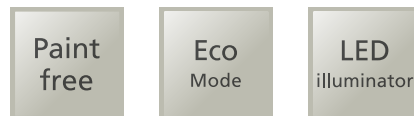
Microscopy observation is indispensable in a variety of situations. Researchers need to carry out tasks with speed and accuracy, all while maintaining concentration over a long period of time.

“The Nikon ECLIPSE Ci-L plus” is a biological microscope designed with a focus on ease-of-use as well as the health and working styles of people involved in research.

With greater comfort and usability, the Ci series brings revolutionary changes to microscopy observation.



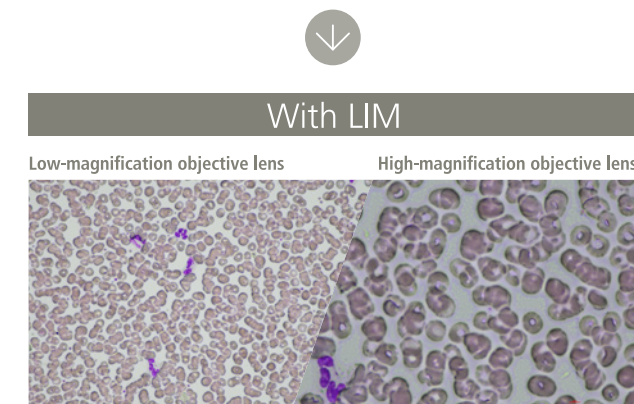
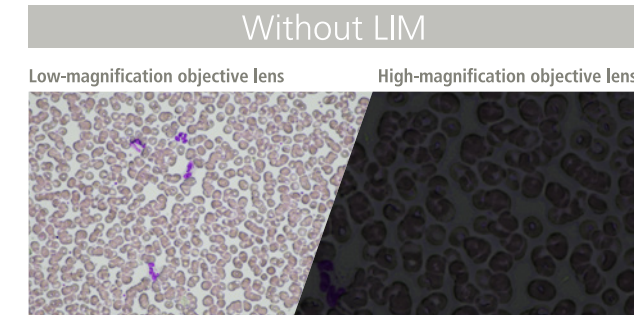
ECLIPSE
Ci-L plus
Upright Microscope



Complies with VOC regulations and other environmental regulations
* Front resin cover (Black) only

! Easy on the eyes, even during extended use

Maintains optimal brightness



The light intensity management (LIM) function developed by Nikon automatically stores any changes to brightness settings. This helps avoid drastic changes in brightness when switching between different magnifications during observation, thereby helping to mitigate eye strain.

! Maintain a natural posture during observation

Ergonomically designed with attention toward eliminating neck, shoulders, and back strain



The eyepiece tube can be inclined and extended, and the angle of the elbow can be adjusted by changing the height of the handle, so that you can always adopt a posture that suits you, thereby reducing physical strain.

Keep the same observation posture with automatic brightness adjustment



The LIM function saves and recalls the optimal brightness level for each objective, eliminating the need to manually adjust the illuminator and change posture every time you switch objective lenses.

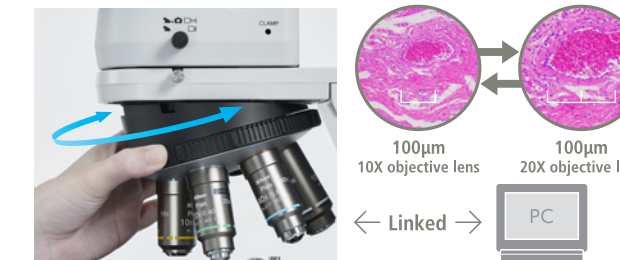
! Enjoy enhanced efficiency during observations

Status Display for easy confirmation at a glance



Quickly and easily check magnification and brightness settings using the display at the base of the microscope without changing your observation posture.

Turning the nosepiece automatically adjusts the scale bar



The scale bar on the PC display changes automatically to match the magnification level, eliminating the need to set the scale manually.

*Sold separately: Software (NIS-Elements D / BR / AR), Nikon recommended camera required

! Objective lenses to meet diverse needs

We offer a wide range of objective lenses that are optimal for laboratory and observation work such as the Plan Fluor10X with its long working distance of 16 mm, and the CFI Plan Apochromat Lambda Series featuring the excellent quality in optical performance.



[Plan Fluor10X]

! Optional accessories

Microscope Digital Camera DS-Fi3

A 5.9 megapixel CMOS image sensor allows for the capture of images up to 2880 x 2048 pixels with color tones that faithfully represent the specimen.



Intuitive camera control with a tablet PC

The 10-inch tablet PC is easy to position next to the microscope. The tablet is equipped with NIS-Elements L software which supports image acquisition and measurements. Tablet operation is easy and intuitive with menu navigation at your fingertips.



Main specifications

Main body		ECLIPSE Ci-L plus
	Optical system	CFI60 Infinity Optical System
	Illumination	High luminescent White LED Illuminator
		Light Intensity Management (LIM) feature, ECO mode*1, Sleep mode*2
	Controls	Image capture button
	Eyepieces (F.O.V mm)	Sleeve diameter Φ 30mm · CFI 10X (22) · CFI 12.5X (16) · CFI 15X (14.5) · CFI UW 10X (25)
	Focus	Coaxial Coarse/Fine focusing, Focusing stroke: 30 mm, Coarse: 9.33 mm/rotation, Fine: 0.1 mm/rotation, Fine movement scale 1 μ m, Coarse motion torque adjustable, Refocusing function
	Nosepieces	· Exclusive Intelligent sextuple nosepiece (with Analyzer slot)
Tubes	F.O.V. 22mm	· C-TB Binocular Tube · C-TE2 Ergonomic Binocular Tube (Eyepiece: Port = 100:0, 50:50) via optional C-TEP2 DSC Port, C-TEP3 DSC Port C-0.55X Inclination angle: 10-30 degree, Extension: up to 40mm
	F.O.V. 25mm	· C-TF Trinocular Tube F (Eyepiece: Port = 100:0, 0:100) · C-TT Trinocular Tube T (Eyepiece: Port = 100:0, 20:80, 0:100)
Stages		Cross travel 78 (X) × 54 (Y) mm, with vernier calibrations, stage handle height and torque adjustable for all stages · C-SR2S Right Handle Stage with 2S Holder · C-CSR Right Handle Ceramic-coated Stage · C-CSR1S Right Handle Ceramic-coated Stage with 1S Holder · C-H2L Specimen Holder 2L(Option) · C-H1L Specimen Holder 1L(Option)
Condenser	Manual	Focusing stroke: 27mm · C-AB Abbe Condenser · C-AR Achromat Condenser · C-DO Darkfield Condenser Oil · C-DD Darkfield Condenser Dry · C-PH Phase Contrast Turret Condenser · C-AA Achromat/ Aplanat · C-SA Slide Achromat Condenser 2-100X · C-SW Swing-out Achromat Condenser 1-100X · C-SWA Swing-out Achromat Condenser 2-100X · C-LAR LWD Achromat Condenser
Observation methods*3		Brightfield, Epi-fluorescence, Darkfield, Phase contrast, Simple polarizing, Sensitive color polarizing
Epi-fluorescence attachment		· CI-FL-2 Epi-fluorescence Attachment (4 filter cubes mountable) · D-FL-2 U-EPI Epi-fluorescence Attachment (6 filter cubes mountable, Terminator mechanism)
Epi-illumination light source		· D-LED1 Fluorescence LED Illumination system
Power consumption		5.0W (Brightfield configuration)
Weight		13.3kg (Binocular standard set)

*1 This is an energy-saving function that turns off the transmitted lighting and liquid crystal display to put the power consumption into a low power consumption state (Sleep mode) when there is no operation for a certain period of time.

*2 While the attached AC adapter is connected to the microscope, it is always energized, but it is in a state of standby with low power consumption. *3 Optional accessories are required for observations other than bright field.

 Safety Precautions	TO ENSURE CORRECT USAGE, READ THE CORRESPONDING MANUALS CAREFULLY BEFORE USING YOUR EQUIPMENT.
--	--

N.B. The products and technologies (including software) described in this brochure is controlled under the Japanese Foreign Exchange and Foreign Trade Law. Appropriate export procedure shall be required in case of export from Japan.

The company names and product names appearing in this brochure are their registered trademarks or trademarks. This brochure is current as of July 2024. Specifications and equipment are subject to change without any notice or obligation on the part of the manufacturer. ©2024 NIKON CORPORATION



NIKON CORPORATION

Head office
1-5-20, Nishi-1, Shinagawa-ku, Tokyo 140-8601, Japan
<https://www.healthcare.nikon.com/en/>

Manufacturer
471, Nagaodai-cho, Sakae-ku, Yokohama, Kanagawa 244-8533, Japan

ISO 14001 Certified
for NIKON CORPORATION

Nikon Instruments Inc.

1300 Walt Whitman Road, Melville, N.Y. 11747-3064, U.S.A.
phone: +1-631-547-8500; +1-800-52-NIKON (within the U.S.A. only)
fax: +1-631-547-0299
<https://www.microscope.healthcare.nikon.com/>

Nikon Europe B.V.

Stroombaan 14, 1181 VX Amstelveen, The Netherlands
phone: +31-20-7099-000
https://www.microscope.healthcare.nikon.com/en_EU/

Nikon Precision (Shanghai) Co., Ltd.

CHINA phone: +86-21-6841-2050 fax: +86-21-6841-2060
(Beijing branch) phone: +86-10-5831-2028 fax: +86-10-5831-2026
(Guangzhou branch) phone: +86-20-3882-0550 fax: +86-20-3882-0580
<https://www.nikon-precision.com.cn/>

Nikon Canada Inc.

CANADA phone: +1-905-625-9910

Nikon France, Succursale de Nikon Europe B.V.

FRANCE phone: +33-1-4516-4516

Nikon Deutschland, Zweigniederlassung der Nikon Europe B.V.

GERMANY phone: +49-211-9414-888

Nikon Italy, Branch of Nikon Europe B.V.

ITALY phone: +39-055-300-9601

Nikon Europe B.V., Amsterdam, Zweigniederlassung Schweiz (Egg/ZH)

SWITZERLAND phone: +41-43-277-2867

Nikon UK, Branch of Nikon Europe B.V.

UNITED KINGDOM phone: +44-208-247-1717

Nikon Österreich, Zweigniederlassung der Nikon Europe B.V.

AUSTRIA phone: +43-1-972-6111

Nikon Singapore Pte Ltd

SINGAPORE phone: +65-6559-3651 fax: +65-6559-3668

Nikon Australia Pty Ltd

AUSTRALIA phone: +61-2-8767-6900

Nikon Instruments Korea Co., Ltd.

KOREA phone: +82-2-6288-1900 fax: +82-2-555-4415

NIKON INDIA PVT. LTD.

INDIA phone: +91-124-4688-500